



LANDING PAGE

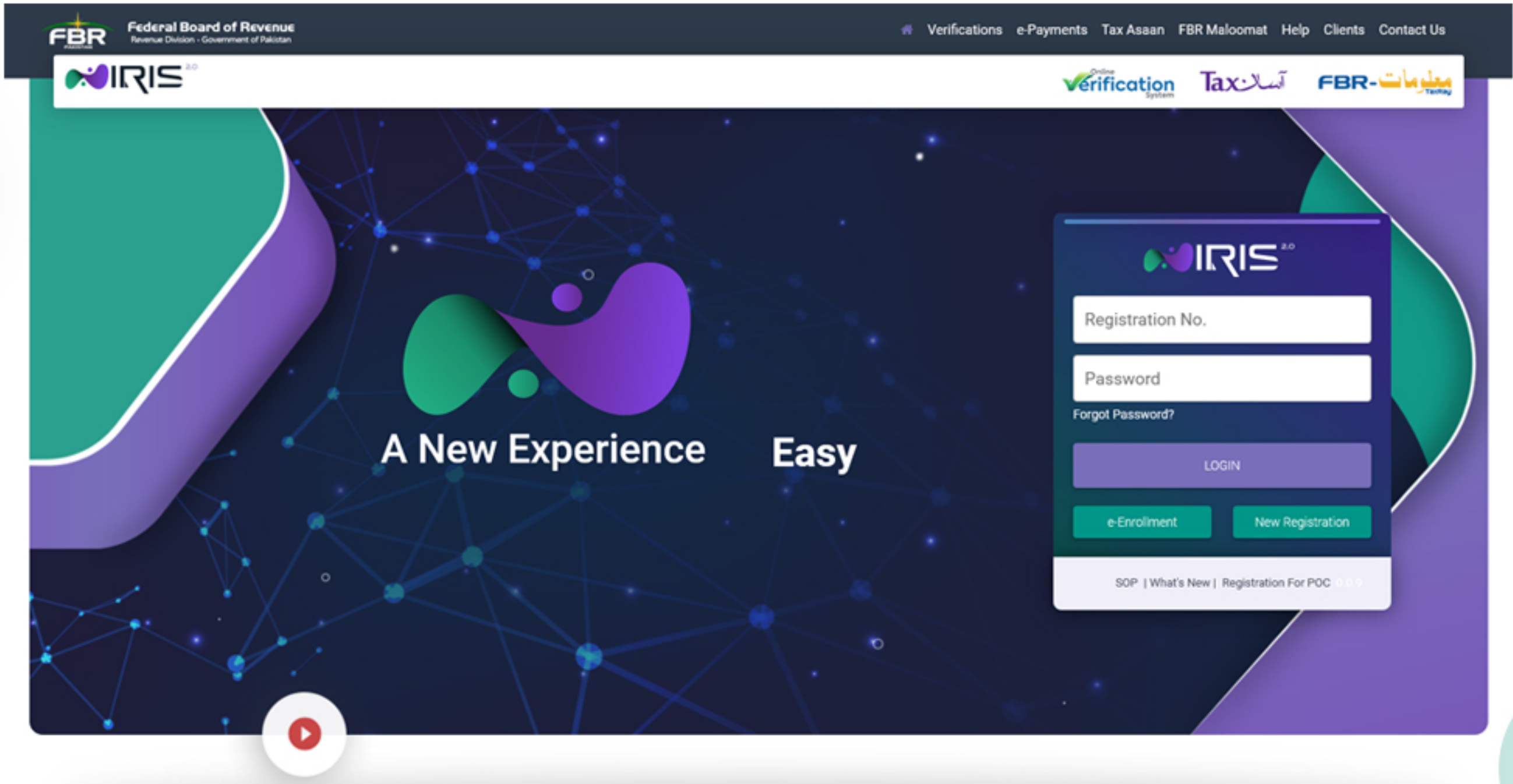
MANUAL

Here is all you need to know about **IRIS 2.0** landing page.

 <https://www.iris.fbr.gov.pk> 

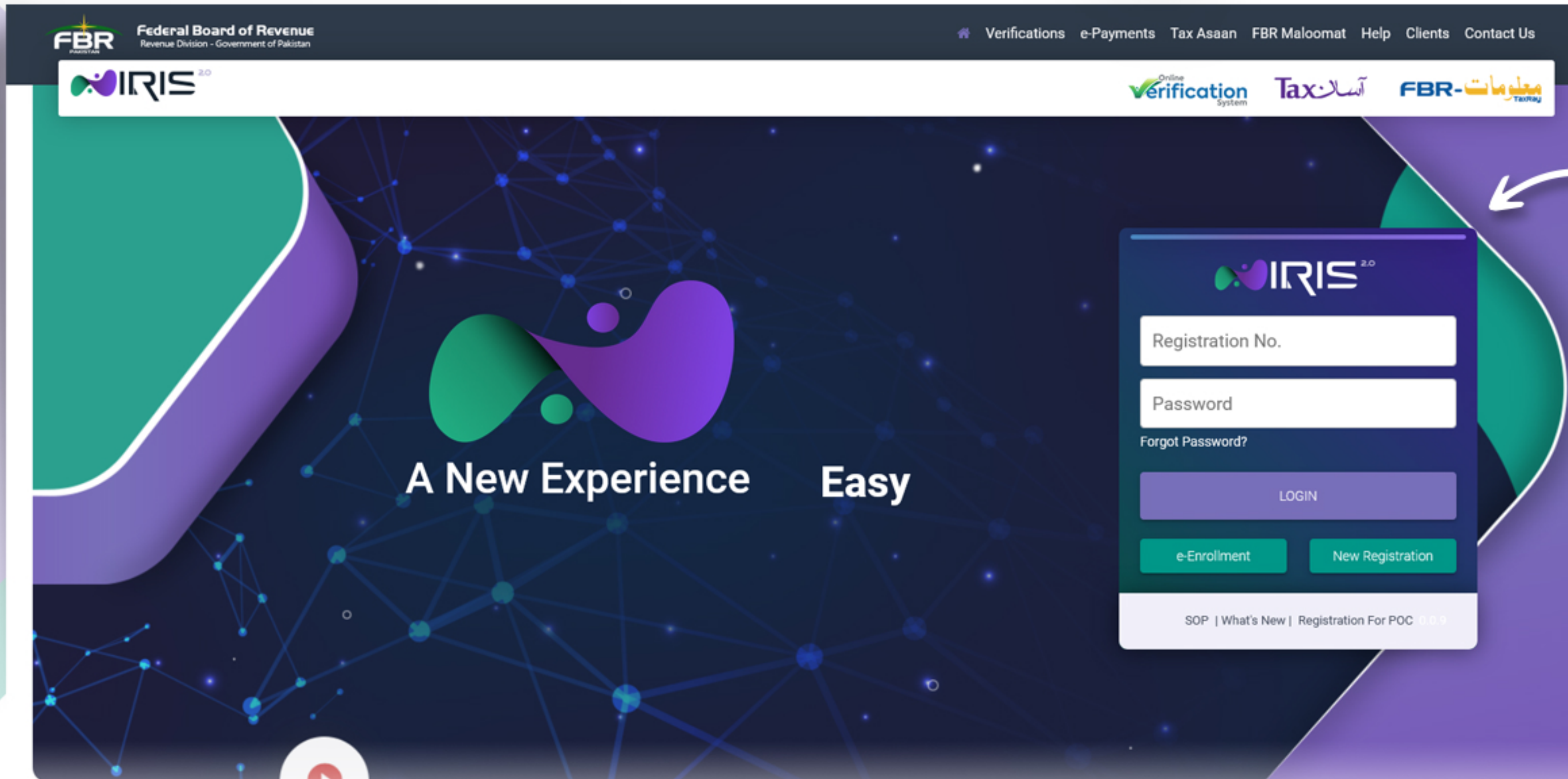
LOGIN SCREEN

The taxpayer will land on the main login screen



01

On the very top of the page, the taxpayer can view all services, which are now being offered in IRIS 2.0. upon clicking on any of the services, the taxpayer will be directed to the respective section.



02

Moving down the page, the registered taxpayer will enter a valid registration number and password in the respective text boxes and click on the "Login" button to log into IRIS 2.0.

03


Clicking on the YouTube icon will redirect the taxpayer to the official YouTube channel of IRIS 2.0. On this channel, all help videos related to the new system are readily available for guidance of the taxpayer.

ONLINE VERIFICATIONS

Scrolling further down the page, there resides a brief introduction to “**Online Verifications**” offered in Iris 2.0. This service allows taxpayers to check their status in the Active Taxpayer List (Income Tax), conduct profile inquiries, etc.

- > Active Tax Payer List (Income Tax)
- > Active Tax Payer List (AJK)
- > Active Tax Payer List (Income Tax & AJK)
- > Active Tax Payer List (Sales Tax)
- > Tax Payer Profile Inquiry
- > Black Listed Taxpayer (Sales Tax)
- > Exemption Certificate
- > Notices/Order Verifications
- > Payment Slip ID (PSID) / Computerized Payment Receipt (CPR) Verification
- > POS Invoice Verification

✔ **Active Taxpayer List (Income Tax)**
Check Income Tax Active Taxpayer Status List



Parameter Type	Registration No.
<div style="border: 1px solid #ccc; padding: 2px; display: flex; align-items: center;"> Select ▼ </div>	<div style="border: 1px solid #ccc; padding: 2px; display: flex; align-items: center;"> Enter Registration No. </div>
Date	Code
<div style="border: 1px solid #ccc; padding: 2px; display: flex; align-items: center;"> Select Date 📅 </div>	<div style="border: 1px solid #ccc; padding: 2px; display: flex; align-items: center;"> 3MThLv Enter Code 🔄 </div>

?

VERIFY

Enter Information in the form and click Verify.

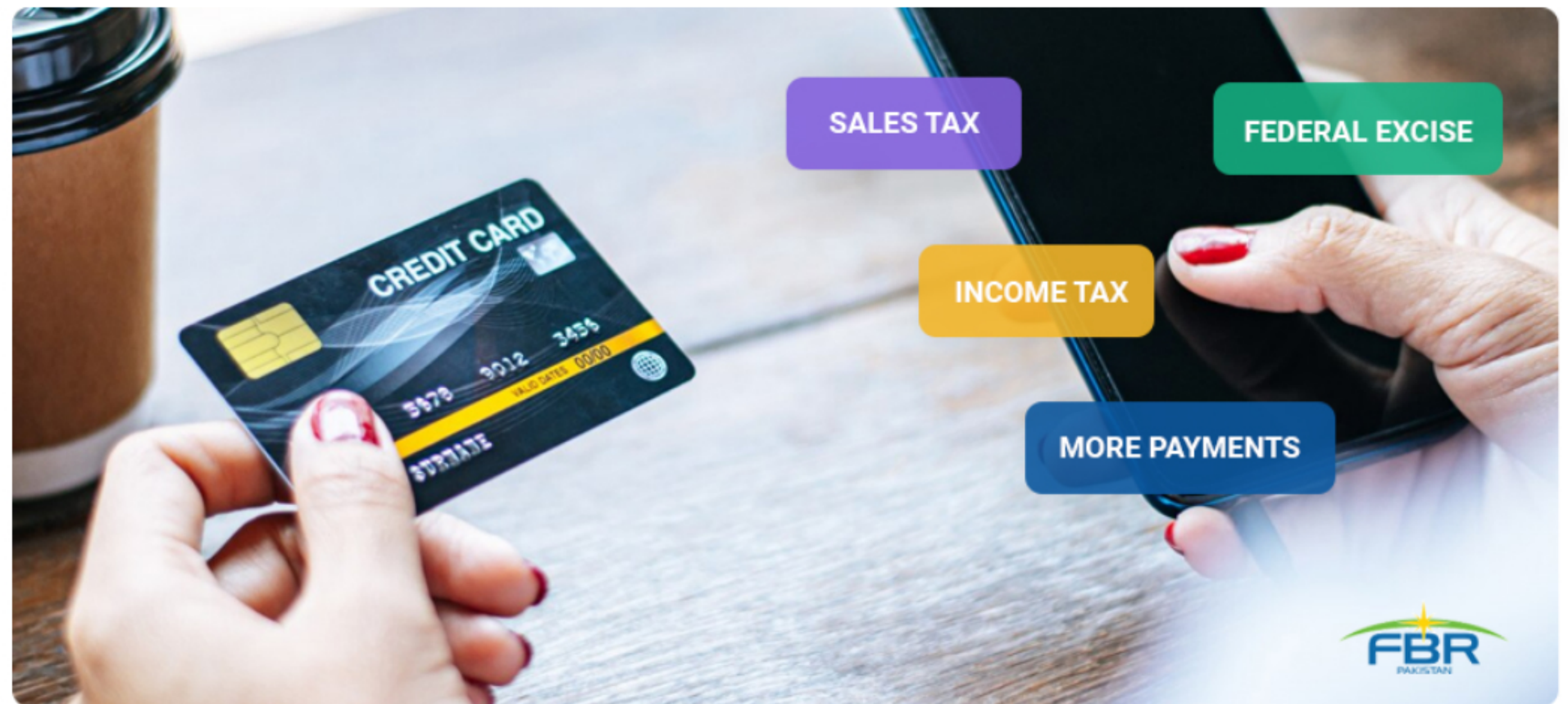
OR

Choose the desired service from left panel to proceed to the verification services.

E-PAYMENTS

Moving down further, e-payment option is available for the taxpayer. This feature allows the taxpayer to make tax-related payments via different available channels.

- > Sales Tax
- > Federal Excise
- > Income Tax
- > Income Tax Annual Return
- > Closure of Audit (214 E)
- > Sales Tax With Held
- > Tax on Immovable Property
- > CVT on Motor Vehicle
- > CVT on Foreign Assets (movable)
- > CVT on Foreign Assets (Immovable)



TAX ASAAN

Tax Asaan is a **mobile application** available on the Google Play store and Apple App Store. It may be termed as a mobile application version of IRIS 2.0. Information regarding Tax Asaan and download links are also available on this landing page.

Tax Asaan

One Stop mobile App

- ✓ Point of Sale
- ✓ Income Tax Registration
- ✓ Income Tax Return
- ✓ Payment
- ✓ Online Verification
- ✓ Sales Tax Registration

Taxation Services

FBR MALOOMAT

Furthermore, IRIS 2.0 allows taxpayers to automatically log in to FBR Maloomat with its single sign-on feature.



FBR Maloomat

Assets inquiry Web Portal

- ✓ Properties
- ✓ Vehicles
- ✓ Frequent Travellers
- ✓ Withholding
- ✓ Credit Card
- ✓ Debit Transactions

[LOGIN TO FBR MALOOMAT](#)

HELP SECTION

On the very same landing page, there are some quick help links available for taxpayers to help them throughout the processes. Clicking on a respective link, the taxpayer will be directed to the help section of the selected option.

- > FAQ's (PDF)
- > Sales Invoice Template (MS Excel)
- > Sales Tax Annex H Template (MS Excel)
- > Purchase Invoice Template (MS Excel)
- > Import Sales Invoices (PDF)
- > Import Sales Invoices (Video Help)
- > Filling of New Sales Tax & Federal Excise Return (PDF)

- > Purchase Invoice Management (Video)
- > Null Sales tax and Federal Excise Return (PDF)
- > Null Sales tax and Federal Excise Return (Video)
- > Sales Invoice Management (PDF)
- > Sales Invoice Management (Video Help)
- > Valuation of Property Links (MS link)
- > Registration (PDF)

- > Withholding Tax (PDF)
- > Wealth Statement (PDF)
- > Wealth Statement (Video Help)
- > Income Tax Return (PDF)
- > Income Tax Return (Video Help)
- > Withholding Tax Statement Template (MS Excel)
- > Withholding Tax Statement Template (Video Help)

FOOTER SECTION

Lastly, there resides brief information about PRAL clients.

At the very bottom, in the footer, resides quick links for FAQs, enrollment, some company information etc.

The footer section contains the following elements:

- Carousel:** Four logos are displayed horizontally: Federal Board of Revenue (Revenue Division - Government of Pakistan), Balochistan Revenue Authority (Generating Revenue for People of Balochistan), Punjab Revenue Authority (Gateway to Development), and Sindh Revenue Board (Government of Sindh).
- Navigation Links:**
 - Home
 - TaxAsaan App
 - FBR-Maloomat
 - e-Payments
 - Online Verification
 - Help
 - Client
 - Contact Us
- Tax Services:**
 - Sales Tax
 - Federal Tax
 - Income Tax
 - Exemption Link
 - Active Taxpayer List (ATL)(Income Tax)
 - Active Taxpayer List (ATL)(Sales Tax)
 - Active Taxpayer List (ATL)(AJK)
 - POS Invoice Verification
- User Actions:**
 - Login
 - New Registration
 - e-Enrollment
 - FAQs
- Social Media:** Follow US On: Facebook, LinkedIn, Twitter, YouTube.
- Contact Information:**
 - FBR Helpline**
 - Timings 9 AM to 11 PM (Monday to Friday)
 - National: 051 111 772 772
 - International: +92 51 111 772 772
 - Email: helpline@fbr.gov.pk
- IRIS 2.0 logo**
- Copyright:** © 2023 - All Rights Reserved. Federal Board of Revenue. Design & Developed by PRAL.



HELPLINE

National: 051 111 772 772

International: +92 51 111 772 772

Email: helpline@fbr.gov.pk

Designed & Developed By PRAL 